

Please check web site at www.onboardsystems.com for the latest revision of this manual

FAA APPROVED

**ROTORCRAFT FLIGHT MANUAL
SUPPLEMENT**


**Bell Helicopter Models
204B, 205A, 205A-1, 210, 212, 412, 412EP,
Agusta Helicopter Models
AB412, AB412EP
Garlick Helicopter Model
UH-1H**

R/N _____ S/N _____

FAA Approved: Donald B. Wilson
for Manager, Seattle Aircraft Certification Office

Date: 19 Sept 07

Revised:


| | | | |
|---|--------------------------|-------------------------------|------------|
|  | RFM Supplement | Document Number 121-034-00 | |
| | Load Weigh System | Page 1 of 5 | Revision 0 |

INTRODUCTION

This supplement must be attached to the appropriate FAA approved Bell Rotorcraft Flight Manual when an Onboard Systems 200-044-00 or 200-044-01 Load Weigh System is installed in accordance with Supplemental Type Certificate (STC) NO. SH4751NM. The information contained herein supplements or supersedes the basic manual only in those areas listed herein. For limitations, procedures and performance information not contained in this supplement, consult the basic Rotorcraft Flight Manual.

The information contained herein supplements or supersedes the basic manual only in those areas listed herein. For limitations, procedures and performance information not contained in this supplement consult the basic Rotorcraft Flight Manual and Rotorcraft Flight Manual Supplement – Cargo Hook issued by the OEM.

The Load Weigh System is a compliment to the helicopter lifting system. Its purpose is to display the weight of the load carried on the cargo hook. The Load Weigh System consists of three components: the cockpit mounted load indicator, the internal electrical harness and the load cell. The load cell is installed between the rotorcraft hard point and the cargo hook suspension assembly (not included with this kit).

| | | | |
|---|--------------------------|-------------------------------|------------------------------------|
|  | RFM Supplement | Document Number 121-034-00 | Rev. 0 |
| | Load Weigh System | Page 2 of 5 | FAA Approved SEP 19 2007 |

1. Limitations

1.1 Operation

The basic Rotorcraft Flight Manual and Rotorcraft Flight Manual Supplement – Cargo Hook issued by the OEM remain applicable.

With a load attached to the cargo hook, operation shall be conducted in accordance with the respective national operational requirements. For U.S. operators FAR Part 133 is applicable.

The load weigh indicator shall be operated in accordance with Section 3 of Owner's Manual number 120-021-00.

1.2 Placards

Mounted adjacent to the Onboard Systems load indicator in full view of the pilot and co-pilot:

**TURN THE WEIGHING SYSTEM OFF WHEN NAVIGATION EQUIPMENT IN USE.
NO AIRCRAFT OPERATION SHOULD BE PREDICATED ON THE READING OF
THE ONBOARD WEIGHING SYSTEM**

Mounted adjacent to both the power switch and circuit breaker in full view of the pilot and co-pilot.

ELECTRONIC WEIGHING SYSTEM

1.3 Load Rating

The Load Weigh System is approved for cargo loads up to 6,000 pounds (2721 kgs), not to exceed those published in the basic Rotorcraft Flight Manual and Rotorcraft Flight Manual Supplement – Cargo Hook for the specified helicopter.



RFM Supplement

Document Number
121-034-00

Rev. 0

Load Weigh System

Page
3 of 5

FAA Approved
SEP 19 2007

2. Normal Procedures

2.1 Daily or Pre-Flight Check

Prior to use of the Load Weigh System perform the following procedures. If the procedures are not successful do not use the equipment until the problem has been corrected.

2.1.1 Exterior Check


1. Inspect the electrical connector for damage.
2. Swing the suspension assembly to its full extremes to verify that it does not reach the limit of its electrical harness range of motion.

2.1.2 Interior Check

1. Power on the hook Load Indicator and allow it to warm up for 5 minutes (with no load on the hook). Press both Indicator buttons at the same time to go to the setup mode. Scroll through the menu until the symbol "0 in" is displayed, then press the right button. Remove any weight that is not to be zeroed out and press either button to complete the procedure.

3. Emergency Procedures


The basic Rotorcraft Flight Manual and Rotorcraft Flight Manual Supplement – Cargo Hook issued by the OEM remain applicable.

| | | | |
|---|-------------------|-------------------------------|------------------------------------|
|  | RFM Supplement | Document Number 121-034-00 | Rev. 0 |
| | Load Weigh System | Page 4 of 5 | FAA Approved SEP 19 2007 |

4. PERFORMANCE

The basic Rotorcraft Flight Manual and Rotorcraft Flight Manual Supplement – Cargo Hook issued by the OEM remain applicable.

The Load Weigh System is designed and installed as a means of monitoring the load (weight) suspended from the cargo hook. Functional and performance characteristics have not been determined on the basis of the load cell indication or display. Therefore, this instrument shall **NOT** be used as a primary indication of performance and flight operation must **NOT** be predicated on its use.

| | | | |
|---|--------------------------|-------------------------------|------------------------------------|
|  | RFM Supplement | Document Number 121-034-00 | Rev. 0 |
| | Load Weigh System | Page 5 of 5 | FAA Approved SEP 19 2007 |